



Pulliam Pools

Innovating Since 1916

**HOW TO
WINTERIZE YOUR
HOSE BIBB**





Pulliam Pools

Innovating Since 1916

HOW TO WINTERIZE YOUR HOSE BIBB

1

STEP 1

Locate pool fill line connection to hose bibb at house.

2

STEP 2

Disconnect white flex plumbing from "Y" valve at the hose bibb.


3

STEP 3

Cover hose bibb with insulation product.

STEP 1


Locate pool fill line connection to hose bib at house.



STEP 2


Using a pliers disconnect white flex plumbing from "Y" valve at the hose bibb.

Tools needed:
Pliers



STEP 3

Cover hose bib with insulation product.





Pulliam Pools

Innovating Since 1916

PULLIAM.COM



WINTERIZING YOUR HOSE BIBB